


2007 RACE TIRE SPECIFICATIONS

Hoosier[®]

RACING TIRE



"TIRES DESIGNED FOR CHAMPIONS"[®]

Since 1957

NO WARRANTY POLICY

Hoosier Racing Tire Corp. offers racing tires for sale only upon the conditions and the terms contained in this disclaimer of liability and indemnity. Due to many varied and different conditions which Hoosier Racing Tires and Tubes are exposed and because of the manner in which racing is conducted, Hoosier Racing Tire Corp. makes absolutely **no warranty**, expressed or implied, as to the fitness for a general or particular purpose or of merchantability in connection with any offer of sale of Hoosier Racing Tires and tubes. **“HOOSIER RACING TIRES AND TUBES ARE SOLD AS IS.”** Race tires are not tested or labeled to meet FMVSS 109 or ECE36 Safety Standards. Therefore it is dangerous and illegal to sell race tires for use on public highways. Any person selling Hoosier Racing Tires or Tubes for highway use agrees to indemnity and reimburse Hoosier Racing Tire Corp. for all loss, damage, or liability Hoosier Racing Tire Corp. may suffer because of such sales. Not applicable where prohibited by law. Not following these warnings **CAN CAUSE SEVERE INJURY OR DEATH**. For more information read tire labels, follow manufacturer’s warnings as molded in tire sidewalls and visit hoosiertire.com.

WARNING

Verify Correct Wheel and Bead Flange: All tires are designed to be used on wheels that are manufactured to Tire and Rim Association (T&RA) specifications and tolerances. Some rims are non-standard or damaged and it is necessary to inspect the rim flange to assure proper fit. Consult your specific rim manufacturer to determine if your rim can be used in this application. Never attempt to install and inflate a tire of one bead diameter on a rim or wheel of a different bead diameter. Use of Hoosier Racing Tires on wheels with incorrect bead flanges or wheels that do not meet T&RA standards can cause the assembly to fail and burst with explosive force sufficient to cause serious personal injury or death.

WARNING

Special Tire Mounting Instructions: Tire changing should be done only by trained personnel using proper tools and procedures. Failure to follow safe mounting procedures could cause faulty positioning of the tire and cause the assembly to burst with explosive force sufficient to cause serious injury or death. Always inspect tire for kinked beads or other possible damage that may have occurred in shipping or storage. Clean rim and lubricate beads with rubber lubricant. Always lock rim on mounting machine or place in safety cage. Use a clip on chuck, an in-line valve with a pressure gauge or adjustable regulator and remote inflation/deflation device. Have enough air hose to stay out of the trajectory. Stand back. (Refer to page 15).

WARNING

When seating beads never exceed maximum bead seating pressure as molded in tire sidewall. Never exceed manufacturer’s maximum inflation pressure.

WARNING

NOT FOR HIGHWAY USE: All Hoosier Racing Tires including DOT labeled Hoosier Racing Tires are designed for racing purposes only on specified racing surfaces and are **not to be operated on public roadways**. DOT labeled Hoosier Racing Tires meet Department Of Transportation requirements for marking and performance only and are **NOT INTENDED FOR HIGHWAY USE**. It is unsafe to operate any Hoosier Racing Tire including DOT tires on public roads. The prohibited use of Hoosier Racing Tires on public roadways may result in loss of traction, unexpected loss of vehicle control, or sudden loss of tire pressure, resulting in a vehicle crash and possible injury or death.

Exception – “PRO STREET” page 14.

WARNING

Service Life for Race Tires: Old tires can fail in use, causing loss of vehicle control and personal injury. Environmental conditions like temperature extremes, exposure to sunlight, electric arc, solvents, automotive fluids, and atmospheric pollutants accelerate the aging process. Hoosier Racing Tire strongly recommends that new (sticker) tires should be put in service within 2 years of date of purchase. Used (scuffed) tires have a shorter service life than new (sticker) tires. Poor storage and infrequent use accelerate the aging process.

WARNING

Chemical Treatment of Tires: Hoosier Racing Tires strictly forbids any chemical alteration of the tire carcass and/or tread compound, such as tire “soaking” or use of tread “softener.” Hoosier Racing Tire strictly forbids the physical defacement (removal, altering or covering), of tire sidewall markings in any manner. Failure to comply with this warning could result in premature or catastrophic tire failure and may result in serious injury or death.

WARNING

Application/Misuse: All Hoosier Racing Tire products are designed for a specific purpose. Consult with Hoosier Racing Tire Corp. for specific fitment and application. Utilizing Hoosier Tires in any form outside of their intended use constitutes **misuse** of the product and can **cause severe injury or death**. Hoosier Tires should never be used for Land Speed Record vehicles including Jet/Rocket cars.

TABLE OF CONTENTS

NO WARRANTY POLICY & WARNINGS	Inside Front Cover
ARCA.....	2
S.T.A.R.T. TIRES	2
Midget Asphalt.....	2
Late Model and Entry Level Asphalt	3
Little Car Asphalt/Mini-Cup	3
Modified/Supers/Sprint/Silver Crown Asphalt.....	4
Oval Track D.O.T. Dirt.....	4
Late Model/E-Mod/Street Stock Dirt.....	5
Eastern Modified/358/Sportsman Dirt.....	6
Wing Sprint Dirt	6
Non-Wing Sprint Dirt.....	6
Silver Crown Dirt/Mile Tracks	7
Midget Dirt/Mini Sprint	7
Modified Midget/Micro Sprint Dirt/ATV Flat Track	7
ATV/MX.....	7
Drag Racing	8
JR Dragster.....	9
Quick Time D.O.T.	9
Quick Time Pro D.O.T.....	9
D.O.T. Drag Radials	10
Dirt Oval Karting.....	10
Dirt Quarter Midget	10
Asphalt Oval Karting	10
Asphalt Quarter Midget	10
Sprint/Super Kart	10
Racing Tubes & Liner	11
Road Racing Slicks – Bias	11
Road Racing Slicks – Radial.....	11
Road Racing Wets – Bias	12
Road Racing Wets – Radial.....	12
Sports Car D.O.T. Bias.....	12
Vintage & Historic	12
Sports Car D.O.T. Radial.....	13
Sports Car D.O.T. Radial Wet.....	14
Pro Street D.O.T. Radial	14
Direction of Rotation/Mounting Instructions.....	15
Hoosier Racing Tire Distributors	16
Tread Patterns.....	Inside Back Cover

NOTE

All tire rule spec tires may not be listed in this catalog. Please contact local distributor for further information.

ARCA

ITEM NUMBER	TIRE SIZE	TREAD PATTERN	TREAD WIDTH	APPROX. DIA.	APPROX. CIRC.	RECOM. RIM	MEASURED RIM	SECTION WIDTH	COMPOUNDS	
40310	11.0/88.0-15	D	11.0"	28.0"	88.0"	9.5"	9.5"	13.5"	D45/D70	Dirt Track
40400	11.5/26.0-15 SXL	A	11.5"	26.6"	83.5"	9.5"	9.5"	13.2"	12	Short Track
40405	11.5/26.0-15 SHL	A	11.5"	27.1"	85.1"	9.5"	9.5"	13.2"	12	Short Track
40412	11.5/27.0-15 R	A	11.5"	27.4"	86.0"	9.5"	9.5"	13.2"	20	Short Track
*	12.0/28.0-15 Radial R	A	12.0"	28.1"	88.5"	9.5"	9.5"	13.2"	*	Speedway R
*	12.0/28.0-15 Radial L	A	12.0"	27.8"	87.5"	9.5"	9.5"	13.2"	*	Speedway L
*	12.0/28.0-15 Radial L	A	12.0"	28.0"	88.1"	9.5"	9.5"	13.2"	*	Talladega / Daytona L

R Indicates Right
L Indicates Left

*DETERMINED BY HOOSIER RACING TIRE CORP. PRIOR TO THE EVENT

S.T.A.R.T. TIRES

ITEM NUMBER	TIRE SIZE	TREAD PATTERN	TREAD WIDTH	APPROX. DIA.	APPROX. CIRC.	RECOM. RIM	MEASURED RIM	SECTION WIDTH	COMPOUNDS	
10400	23.0/ 7.0-13	I	7.0"	23.0"	72.2"	6"	6"	8.6"	790	
10405	23.0/ 7.0-14	I	7.0"	23.0"	72.2"	6"	6"	8.6"	790	
10408	24.0/ 7.0-14	I	7.0"	24.0"	75.0"	6"	6"	9.1"	790	
10410	26.5/ 7.0-15	I	7.0"	26.4"	83.0"	6"	6"	9.1"	790	
10415	27.0/ 7.0-15	I	7.0"	27.0"	85.0"	6"	6"	9.2"	790	
10420	26.5/ 8.0-15	I	8.0"	26.5"	82.1"	8"	8"	10.2"	880, 890	
10425	27.5/ 8.0-15	I	8.0"	27.5"	85.3"	8"	8"	10.7"	880, 890	
10499	26.5/ 8.0-15	A	8.0"	26.8"	84.0"	8"	8"	11.5"	950	
10500	26.5/ 8.0-15	A	8.0"	26.8"	84.0"	8"	8"	11.5"	980, 990	
10504	27.5/ 8.0-15	A	8.0"	27.3"	86.0"	8"	8"	11.4"	960	
10505	27.5/ 8.0-15	A	8.0"	27.3"	86.0"	8"	8"	11.4"	980, 990	
10510	10.0/26.5-15	A	10.0"	27.0"	84.8"	10"	10"	13.2"	1080	
10515	10.0/27.0-15	A	10.0"	27.5"	86.0"	10"	10"	13.2"	1080	
08700	13.0/26.5-15	A	13.0"	26.0"	81.5"	15"	15"	16.4"	1330	
08710	13.0/26.0-15	A	13.0"	26.0"	81.5"	15"	15"	16.4"	1320	
08720	13.0/27.0-15	A	13.0"	26.8"	84.0"	15"	15"	16.4"	1330	
08750	13.0/27.0-15	A	13.0"	26.8"	84.0"	15"	15"	16.4"	1380	

MIDGET ASPHALT

ITEM NUMBER	TIRE SIZE	TREAD PATTERN	TREAD WIDTH	APPROX. DIA.	APPROX. CIRC.	RECOM. RIM	MEASURED RIM	SECTION WIDTH	COMPOUNDS	
13109	7.0/20.5-13	A	7.0"	20.5"	65.0"	8"	8"	8.6"	MG4, MG5, MG6	
13110	7.0/20.5-13	A	7.0"	20.5"	66.0"	8"	8"	8.6"	MG7, MG8	
13195	10.0/22.0-13	A	9.0"	22.0"	68.0"	8"	8"	11.2"	MG5	
13196	10.0/22.5-13	A	10.0"	22.5"	69.0"	8"	8"	11.2"	MG5	
13205	10.0/23.0-13	A	10.0"	23.0"	70.0"	8"	8"	11.6"	MG5, MG6	
13209	10.0/23.5-13	A	10.0"	23.5"	72.0"	8-10"	10"	12.5"	MG5, MG6	
13240	12.0/23.5-13	A	12.0"	23.5"	74.0"	10-12"	10"	13.5"	MG7.3	
13250	10.5/23.5-13	A	10.5"	23.5"	74.0"	10"	10"	12.7"	MG7.6	

SOFT ————— MG4 MG5 MG6 MG7 MG7.3 MG7.6 MG8 ————— FIRM

TREAD PATTERN PICTURES AVAILABLE ON INSIDE BACK COVER.
INDEPENDENT DEALERS MUST ESTABLISH THEIR OWN PRICES.
FOR PRICING CONTACT YOUR NEAREST DISTRIBUTOR (SEE PAGE 16).
REFER TO INSIDE FRONT COVER FOR NO WARRANTY POLICY AND WARNINGS.

LATE MODEL & ENTRY LEVEL ASPHALT

ITEM NUMBER	TIRE SIZE	TREAD PATTERN	TREAD WIDTH	APPROX. DIA.	APPROX. CIRC.	RECOM. RIM	MEASURED RIM	SECTION WIDTH	HOOSIER SPORTSMAN	HOOSIER COMANCHE
ENTRY LEVEL										
10060	22.5/ 7.0-13	I	7.0"	22.5"	70.7"	6"	6"	8.6"	X	
10070	23.0/ 7.0-13	I	7.0"	23.0"	72.2"	6"	6"	8.6"	X	
10075	23.0/ 7.0-14	I	7.0"	23.0"	72.2"	6"	6"	8.6"	X	
10080	23.5/ 7.0-13	I	7.0"	24.0"	75.0"	6"	6"	9.1"	X	
10090	24.0/ 7.0-14	I	7.0"	24.0"	75.0"	6"	6"	9.1"		X
10204	26.5/ 7.0-15	I	7.0"	26.4"	83.0"	6"	6"	9.1"		X
10206	27.0/ 7.0-15	I	7.0"	27.0"	85.0"	6"	6"	9.2"		X
10208	27.5/ 7.0-15	I	7.0"	27.4"	86.0"	6"	6"	9.5"		X
10220	26.5/ 8.0-15	I	8.0"	26.5"	82.1"	8"	8"	10.2"	X	X
10230	27.5/ 8.0-15	I	8.0"	27.5"	85.3"	8"	8"	10.7"	X	X
10295	8.0/26.5-15	I	9.0"	26.5"	83.2"	8"	8"	11.0"		970
10300	8.0/26.5-15	I	9.0"	27.0"	84.0"	8"	8"	11.0"		970
10350	8.0/27.0-15	I	9.0"	27.5"	86.3"	8"	8"	11.0"		970
LATE MODEL / MODS										
10050	8.0/23.0-13	A	8.0"	23.5"	73.8"	8"	8"	10.2"	F60, Sportsman, TUSA	
10051	8.0/23.0-13 SH	A	8.0"	23.0"	72.5"	8"	8"	10.2"	F60, Sportsman, TUSA	
10144	10.0/27.0-15 SX	A	10.0"	26.5"	83.0"	10"	10"	13.2"	F55, 1055, 1058	
10160	10.0/27.0-15 SH	A	10.0"	27.0"	84.8"	10"	10"	13.2"	1070	
10170	10.0/27.0-15	A	10.0"	27.5"	86.0"	10"	10"	13.2"	1070	
10172	10.0/27.0-15	A	10.0"	27.5"	86.0"	10"	10"	13.2"	F55, 1055, 1058	
10175	27.0/10.0-15 SX	A	10.0"	26.5"	83.0"	10"	10"	13.2"	2040	
10177	27.0/10.0-15 SH	A	10.0"	27.0"	84.8"	10"	10"	13.2"	2045, (2060, 10178)	
10179	27.0/10.0-15	A	10.0"	27.5"	86.0"	10"	10"	13.2"	2040, 2045, (2070, 10180)	
10186	27.0/ 8.0-15 SX	A	8.0"	26.8"	84.0"	8"	8"	11.5"	2035, 2040	
10188	27.0/ 8.0-15 MED	A	8.0"	27.3"	86.0"	8"	8"	11.4"	2040, 2070	
10700	27.0/10.0-15 SX	A	10.0"	26.8"	84.0"	10"	10"	13.2"	3025, 3035	
10720	27.0/10.0-15	A	10.0"	27.3"	86.5"	10"	10"	13.2"	3035, 3045	
37130	8.0/27.0-15 L	A	8.0"	26.8"	84.0"	8"	8"	11.5"	F45, F53, F75	
37139	8.0/27.0-15 MED	A	8.0"	27.0"	85.0"	8"	8"	11.2"	F53, F75	
37140	8.0/27.0-15	A	8.0"	27.3"	86.0"	8"	8"	11.4"	F45, F53, F75	
37160	10.0/23.0-13 SH	A	10.0"	22.4"	70.5"	10"	10"	12.5"	F15, F35	
37170	10.0/23.0-13	A	10.0"	23.0"	72.0"	10"	10"	12.5"	F15, F35, F45	
37181	10.0/27.0-15 SX	A	10.0"	26.8"	84.0"	10"	10"	13.2"	F45	
37190	10.0/27.0-15	A	10.0"	27.3"	86.5"	10"	10"	13.2"	F45, F56	
08600	10.0/27.0-15SX	A	10.0"	26.5"	83.0"	10"	10"	13.2"	1030	
08650	10.0/27.0-15	A	10.0"	27.5"	86.0"	10"	10"	13.2"	1040	

OVAL TRACK ASPHALT

OVAL TRACK ASPHALT

LITTLE CAR ASPHALT / MINI-CUP

ITEM NUMBER	TIRE SIZE	TREAD PATTERN	TREAD WIDTH	APPROX. DIA.	APPROX. CIRC.	RECOM. RIM	MEASURED RIM	SECTION WIDTH	COMPOUNDS
41100	6.0/18.0-10	A	6.0"	18.0"	56-57"	6-7"	7"	8.5"	LC0, LC3
41120	8.0/18.0-10	A	8.0"	18.0"	56-57"	7-8"	8"	9.8"	LC3
41130	10.0/19.0-10	A	10.0"	19.0"	60.0"	10"	10"	12.2"	LC3, LC5
MINI-CUP									
41149	15.0/ 7.0-8 SH	A	6.25"	15.37"	48.25"		8.0"	7.5"	MC780
41150	15.0/ 7.0-8	A	6.25"	15.75"	49.5"		8.0"	7.5"	MC780

SOFT ————— LC0 ————— LC3 ————— LC5 ————— MC780 ————— FIRM

MODIFIED/SUPERS/SPRINT ASPHALT

ITEM NUMBER	TIRE SIZE	TREAD PATTERN	TREAD WIDTH	APPROX. DIA.	APPROX. CIRC.	RECOM. RIM	MEASURED RIM	SECTION WIDTH	COMPOUNDS
09110	10.0/25.0-15	A	10.0"	25.0"	79.0"	10"	10"	12.0"	M45
09120	11.0/24.0-15	A	11.0"	24.0"	76.0"	10"	10"	13.0"	M10, 2010, 2015
09121	11.0/24.0-15	A	11.0"	24.0"	76.0"	12"	12"	13.0"	M30, 2030
09125	11.0/24.5-15	A	11.0"	24.5"	77.5"	10"	10"	12.5"	M45, M50, M60, 2045, 2050
09130	12.0/25.0-15	A	12.0"	25.0"	78.0"	10-12"	12"	14.5"	M45, 2045
09142	13.0/25.0-15	A	13.0"	25.0"	78.0"	13-14"	13"	15.0"	2045
08400	25.5/13.0-15	A	13.0"	25.5"	80.5"	14-15"	15"	16.4"	2020, M30
08410	26.0/13.0-15	A	13.0"	26.0"	81.5"	14-15"	15"	16.4"	M20, M30, M45
08420	27.0/13.0-15	A	13.0"	26.8"	84.0"	15"	15"	16.4"	M30
08422	27.0/13.0-15	A	13.0"	26.8"	84.0"	15"	15"	16.4"	M45
09193	26.5/13.0-15 (SC1)	A	13.0"	26.5"	82.5"	14"	14"	16.4"	M30
09194	27.0/13.0-15 (SC1)	A	13.0"	27.0"	83.0"	14"	14"	16.4"	M30
09180	15.0/25.0-15	A	15.0"	25.0"	79.0"	15-16"	15"	16.4"	M45, 2020
09200	17.0/28.0-15	A	17.0"	27.7"	86.5"	18"	18"	20.0"	2045
09204	17.0/28.0-15 (SC1)	A	17.0"	27.7"	86.5"	18"	18"	20.0"	M50
09208	17.0/28.0-15	A	17.0"	27.7"	86.5"	18"	18"	20.0"	2048
09209	17.0/28.0-15 (SC1)	A	17.0"	27.7"	86.5"	18"	18"	20.0"	M55

SOFT _____ FIRM

M10
2010
M20
2020
M30
2030
M45
2045
2048
M50
M55

OVAL TRACK D.O.T. DIRT


ITEM NUMBER	TIRE SIZE	TREAD PATTERN	TREAD WIDTH	APPROX. DIA.	APPROX. CIRC.	RECOM. RIM	MEASURED RIM	SECTION WIDTH	COMPOUNDS
12100	P195/65D-13	H	7.0"	23.3"	73.0"	6-7"	6"	8.5"	MED
12130	P205/60D-13	H	8.0"	22.6"	71.0"	7-8"	7"	9.1"	MED
12150	P215/60D-13	H	8.0"	23.3"	73.0"	7-8"	7"	9.3"	SOFT MED
12170	P235/60D-13	H	8.0"	23.8"	75.0"	7-8"	7"	10.2"	SOFT MED
12322	P245/60D-15	H	8.0"	26.0"	84.0"	8-9"	8"	10.6"	SOFT MED
12330	P255/60D-15	H	8.0"	27.0"	86.0"	8-9"	8"	10.7"	SOFT MED
12335	P255/65D-15	H	9.0"	28.0"	88.0"	9-10"	9"	11.8"	MED
12340	P265/60D-15	H	8.0"	28.0"	88.0"	8-9"	8"	11.1"	SOFT MED
12345	P265/65D-15	H	9.0"	28.5"	90.0"	9-10"	9"	12.1"	MED
12352	P275/60D-15	H	10.0"	28.0"	88.0"	10-11"	10"	12.6"	MED
12355	P285/65D-15	H	9.0"	29.0"	92.0"	9-10"	9"	12.5"	MED
12360	P285/60D-15	H	10.0"	28.5"	90.0"	10-11"	10"	12.8"	SOFT MED
12390	P305/60D-15	H	10.0"	29.0"	92.0"	10-11"	10"	13.6"	SOFT MED

NOTE: DOT labeled Hoosier Racing Tires meet Department of Transportation requirements for marking and performance only and are **NOT INTENDED FOR HIGHWAY USE**. It is unsafe to operate any Hoosier Racing Tire including DOT tires on public roads. The prohibited use of Hoosier Racing Tires on public roadways may result in loss of traction, unexpected loss of vehicle control, or sudden loss of tire pressure, resulting in a vehicle crash and possible injury or death.

TREAD PATTERN PICTURES AVAILABLE ON INSIDE BACK COVER.
INDEPENDENT DEALERS MUST ESTABLISH THEIR OWN PRICES.
FOR PRICING CONTACT YOUR NEAREST DISTRIBUTOR (SEE PAGE 16).
REFER TO INSIDE FRONT COVER FOR NO WARRANTY POLICY AND WARNINGS.

LATE MODEL / E-MOD / STREET STOCK DIRT

ITEM NUMBER	TIRE SIZE	TREAD PATTERN	TREAD WIDTH	APPROX. DIA.	APPROX. CIRC.	RECOM. RIM	MEASURED RIM	SECTION WIDTH	COMPOUNDS
ECONOMY/SPEC									
36040	23.0/7.0-13	D	7.0"	23.3"	73.0"	7-8"	7"	9.0"	RC3
36050	22.5/8.0-13	D	8.0"	22.6"	71.0"	7-8"	7"	9.1"	RC1, RC3, RC4
36055	23.0/8.0-13	D	8.0"	23.3"	73.0"	7-8"	7"	9.3"	RC0, RC1, RC3, RC4
36103	8.0/26.5-15	D	8.0"	26.5"	82.0"	8-9"	8"	10.5"	500
36105	8.0/27.0-15	D	8.0"	27.0"	84.0"	8-9"	8"	10.5"	500
36108	10.0/27.0-15	D	10.0"	27.0"	84.0"	10-11"	10"	12.5"	500
36125	8.0/84.0-15	D	8.0"	26.0"	84.0"	8-9"	8"	11.0"	D30
36135	8.0/87.0-15	D	8.0"	27.7"	87.0"	8-9"	8"	11.3"	D30
36215	26.5/8.0-15	D	8.0"	26.5"	83.2"	8-9"	8"	11.0"	RC4
36216	27.5/8.0-15	D	8.0"	27.5"	86.3"	8-9"	8"	11.2"	RC4, RC6
36220	27.0/10.5-15	D	10.5"	27.0"	86.0"	10-12"	10"	13.0"	RC3
36240	28.0/10.5-15	D	10.5"	28.0"	88.0"	10-12"	10"	13.0"	RC0, RC1, RC3, RC4
36310	29.0/10.5-15	D	10.5"	29.0"	91.0"	10-12"	10"	13.5"	RC0, RC1, RC3, RC4, RC6
36610	88.0/11.0-15	N	11.0"	28.0"	88.0"	12-14"	12"	15.5"	D11, D15, D21, D28, D35, D45, D55
36620	90.0/11.0-15	N	11.0"	28.5"	90.0"	12-14"	12"	15.5"	D11, D15, D21, D28, D35, D45, D55
36630	92.0/11.0-15	N	11.0"	29.0"	92.0"	12-14"	12"	15.5"	D11, D15, D21, D28, D35, D45, D55
36860	265/60-15	H	8.0"	28.0"	88.0"	8-9"	8"	11.1"	Soft, Medium
Premium Spec/Unification									
36605	28.5/11.0-15	K	11.0"	28.5"	90.5"	12-14"	14"	14.25"	1300, 1350, 1600
36615	88.0/11.0-15	U	11.0"	28.0"	86.5"	12-14"	14"	14.25"	1300, 1350, 1600
36625	90.0/11.0-15	U	11.0"	28.5"	88.0"	12-14"	14"	14.25"	1300, 1350, 1600
36635	92.0/11.0-15	U	11.0"	29.0"	92.0"	12-14"	14"	14.25"	1300, 1350, 1600
OPEN COMPETITION									
36143	26.0/8.0-15	D	8.0"	26.0"	82.0"	8-9"	8"	11.0"	SOFT, MEDIUM, HARD
36149	26.5/8.0-15	D	8.0"	26.5"	84.0"	8-9"	8"	11.2"	Soft, Medium, Hard
36155	27.5/8.0-15	D	8.0"	27.5"	86.0"	8-9"	8"	11.2"	Soft, Medium, Hard
36721	28.5/11.0-15	K	11.0"	28.5"	90.5"	12-14"	14"	14.25"	1100, 1200, 1300, 1350, 1400, 1425, 1450, 1600, 2400
36733	11.0/86.0-15 C2150	U	11.0"	27.5"	86.5"	12-14"	14"	16.25"	1100, 1200, 1300, 1350, 1400, 1450, 1600
36741	11.0/88.0-15 C2100	U	11.0"	27.5"	86.5"	12-14"	14"	16.25"	1100, 1200, 1300, 1350, 1400, 1450, 1600
36743	11.0/88.0-15 C2150	U	11.0"	28.0"	88.0"	12-14"	14"	16.25"	1100, 1200, 1300, 1350, 1400, 1425, 1450, 1600, 2400
36780	11.0/92.0-15	U	11.0"	29.5"	92.0"	12-14"	14"	16.5"	1200, 1300, 1350, 1400, 1500, 1600, 1700
36781	29.0/11.0-15	U	11.0"	29.5"	92.0"	12-14"	14"	14.5"	1200, 1300, 1350, 1400, 1425, 1450, 1600, 2400
36785	11.0/92.0-15	U	11.0"	29.5"	92.0"	12-14"	14"	16.5"	1100, 2500
36357	29.0/11.0-15	D	11.0"	29.5"	92.0"	12-14"	14"	16.0"	2700



OVAL TRACK DIRT

OVAL TRACK DIRT

EASTERN MODIFIED / 358 / SPORTSMAN DIRT

ITEM NUMBER	TIRE SIZE	TREAD PATTERN	TREAD WIDTH	APPROX. DIA.	APPROX. CIRC.	RECOM. RIM	MEASURED RIM	SECTION WIDTH	COMPOUNDS
14131	11.0/82.0-15SH	D	10.5"	25.5"	80.5"	10-12"	10"	12.0"	Soft, Hard
14133	11.0/82.0-15	D	10.5"	26.0"	82.0"	10-12"	10"	12.0"	Soft, Hard
14135	11.0/87.0-15	D	11.0"	27.7"	87.0"	10-12"	12"	14.2"	M45, D50
14145	11.0/90.0-15	D	11.0"	29.0"	90.0"	10-12"	12"	14.5"	M45, D60
14151	13.0/82.0-15	D	13.0"	26.3"	82.0"	12-14"	13"	14.0"	Soft, Hard, Extra
14178	13.0/87.0-15	D	13.0"	27.5"	86.0"	12-14"	14"	16.2"	Soft, Hard
14190	13.0/89.0-15	D	13.0"	28.0"	88.0"	12-14"	14"	16.2"	Soft, Hard
14225	13.0/92.0-15	D	13.0"	29.0"	91.5"	12-14"	14"	16.5"	Soft, Hard, Extra
14226	13.0/92.0-15Tall	D	13.0"	29.5"	92.5"	12-14"	14"	16.5"	Soft, Hard

*Open competition tires to be announced

SOFT ————— Soft ————— M45 ————— D50 ————— Hard ————— D60 ————— Extra ————— FIRM

WING SPRINT DIRT

ITEM NUMBER	TIRE SIZE	TREAD PATTERN	TREAD WIDTH	APPROX. DIA.	APPROX. CIRC.	RECOM. RIM	MEASURED RIM	SECTION WIDTH	COMPOUNDS	
31131	85.0/ 8.0-15	D	8.0"	27.0"	84.5"	8"	8"	10.5"	D10, D12	
31132	85.0/ 8.0-15	D	8.0"	27.0"	85.0"	8"	8"	10.5"	D15, D20	
31135	86.0/ 8.0-15	D	8.5"	27.0"	85.0"	8"	8"	10.7"	F25, F35	
31138	86.0/15.0-15	O	15.0"	27.3"	86.0"	14-15"	15"	17.8"	D10	
31149	88.0/15.0-15	F	15.0"	28.0"	88.0"	14-15"	15"	18.6"	D10	
31159	90.0/15.0-15	F	15.0"	28.5"	90.0"	14-15"	15"	18.0"	D10, RD12	
31169	92.0/15.0-15	F	15.0"	29.0"	92.0"	14-15"	15"	18.5"	D10, RD12, D12, D15, D20	
31189	94.0/15.0-15	F	15.0"	30.0"	94.0"	14-15"	15"	18.3"	D10, RD12, D12, RD15, D15, D20	
31209	96.0/15.0-15	F	15.0"	30.5"	96.0"	14-15"	15"	18.7"	D10, RD12, D12, RD15, D15	
31305	105.0/18.0-15	F	18.0"	33.2"	105.0"	16-18"	18"	21.5"	F55	
31303	105.0/18.0-15	C-2055	F	18.0"	33.2"	105.0"	16-18"	18"	21.5"	D10, RD12, D12, RD15, D15, RD20, D25
38250	105.0/18.0-15	F	18.0"	33.2"	105.0"	16-18"	18"	21.5"	SC12, SC15, SC25	

SOFT ————— D10 ————— RD12 ————— SC12* ————— RD15 ————— SC15* ————— RD20 ————— D20 ————— SC25* ————— D25 ————— FIRM

F25 F35 F55

*National Sprint Spec Tire

NON-WING SPRINT DIRT

ITEM NUMBER	TIRE SIZE	TREAD PATTERN	TREAD WIDTH	APPROX. DIA.	APPROX. CIRC.	RECOM. RIM	MEASURED RIM	SECTION WIDTH	COMPOUNDS	
31131	85.0/ 8.0-15	D	8.0"	27.0"	84.5"	8"	8"	10.5"	D10, D12	
31132	85.0/ 8.0-15	D	8.0"	27.0"	85.0"	8"	8"	10.5"	D15, D20	
31135	86.0/ 8.0-15	D	8.5"	27.0"	85.0"	8"	8"	10.7"	F25, F35	
31163	90.0/14.0-15	F	15.0"	28.5"	90.0"	14"	14"	18.0"	D10	
31183	92.0/14.0-15	F	15.0"	29.0"	92.0"	14"	14"	18.0"	D10	
31203	94.0/14.0-15	F	15.0"	30.0"	94.0"	14"	14"	18.0"	D10	
31225	96.0/14.0-15	F	15.0"	30.5"	96.0"	14"	14"	18.5"	D10, RD12	
31227	96.0/14.0 W-15	F	16.0"	30.5"	97.0"	15"	15"	19.0"	RD12	
31237	98.0/14.0-15	F	15.0"	31.5"	98.0"	14"	14"	18.5"	D10, RD12, D12	
31239	98.0/14.0 W-15	F	16.0"	31.5"	99.0"	15"	15"	19.0"	RD12	
31249	100.0/13.0-15	J	13.2"	31.8"	100.0"	14"	14"	17.2"	RD12, D12	
31256	103.0/14.0-15	F	14.5"	32.1"	101.0"	14"	14"	18.5"	RD12, D25	
31305	105.0/18.0-15	F	18.0"	33.2"	105.0"	16-18"	18"	21.5"	F55	
31303	105.0/18.0-15	C-2055	F	18.0"	33.2"	105.0"	16-18"	18"	21.5"	D10, RD12, D12, RD15, D15, RD20, D25

SOFT ————— D10 ————— RD12 ————— D12 ————— RD15 ————— D15 ————— RD20 ————— D20 ————— D25 ————— FIRM

F25 F35 F55

TREAD PATTERN PICTURES AVAILABLE ON INSIDE BACK COVER.
INDEPENDENT DEALERS MUST ESTABLISH THEIR OWN PRICES.

FOR PRICING CONTACT YOUR NEAREST DISTRIBUTOR (SEE PAGE 16).
REFER TO INSIDE FRONT COVER FOR NO WARRANTY POLICY AND WARNINGS.

SILVER CROWN DIRT / MILE TRACKS

ITEM NUMBER	TIRE SIZE	TREAD PATTERN	TREAD WIDTH	APPROX. DIA.	APPROX. CIRC.	RECOM. RIM	MEASURED RIM	SECTION WIDTH	COMPOUNDS
DIRT ONLY									
31132	85.0/ 8.0-15	D	8.0"	27.0"	84.5"	8"	8"	10.5"	D20, F75
31247	100.0/13.0-15	J	13.2"	31.8"	100.0"	14"	14"	17.2"	D50, F55
31256	103.0/14.0-15	F	14.5"	32.1"	101.0"	14"	14"	18.5"	D50, F55
31303	105.0/18.0-15 C2055	F	18.0"	33.2"	105.0"	16-18"	18"	21.5"	F85, F95

SOFT _____ D12 D20 D50 F55 F75 F85 F95 _____ FIRM

MIDGET DIRT / MINI SPRINT

ITEM NUMBER	TIRE SIZE	TREAD PATTERN	TREAD WIDTH	APPROX. DIA.	APPROX. CIRC.	RECOM. RIM	MEASURED RIM	SECTION WIDTH	COMPOUNDS
35112	68.0/ 7.0-13	T	7.0"	21.6"	68.0"	7-8"	7"	8.5"	D12, D15, D20
35130	72.0/10.0-13	N	10.0"	23.0"	72.0"	8"	8"	11.7"	D10, RD12, D12
35140	74.0/10.0-13	O	10.0"	23.7"	73-74"	8"	8"	11.7"	D10, D12
35155	76.0/10.0-13	O	10.0"	24.2"	75-76"	8"	8"	12.0"	D10, D12
35165	78.0/10.0-13	O	10.0"	24.8"	77-78"	8"	8"	12.0"	D10, RD12, D12, D20
35172	80.0/10.0-13	O	10.0"	25.5"	79-80"	8"	8"	12.0"	RD12, D12
35232	82.0/12.0-13	N	12.0"	26.1"	81-82"	10-12"	10"	14.1"	RD12, SP-2, SP-3, SP-4
35240	84.0/12.0-13	F	12.0"	26.7"	84.0"	10-12"	10"	14.1"	D10, RD12, D12, D15

SOFT _____ D10 RD12 D12 D15 SP2 D20 SP3 SP4 _____ FIRM

MODIFIED MIDGET/MICRO SPRINT DIRT/ATV FLAT TRACK

ITEM NUMBER	TIRE SIZE	TREAD PATTERN	TREAD WIDTH	APPROX. DIA.	APPROX. CIRC.	RECOM. RIM	MEASURED RIM	SECTION WIDTH	COMPOUNDS
42050	57.0/ 6.0-10	G	5.8"	18.0"	57.0"	5-6"	5"	6.8"	D10, D12, D15, D20
42100	57.0/ 6.5-10	D	7.0"	18.0"	57.0"	7"	7"	8.7"	D10, D12, D15, D20, D25
42123	59.0/ 8.0-10	O	8.5"	18.5"	58.5"	8"	8"	9.5"	D10, RD12, RD15, D20, D25
42125	59.0/10.0-10	O	10.0"	18.5"	58.5"	10"	10"	10.9"	D10, RD12, RD15, D20, D25
42130	60.0/ 7.0-10	D	7.5"	19.0"	60.0"	7"	7"	9.0"	D10, D12, D15, D20, D25
42163	61.0/ 8.0-10	O	8.2"	19.0"	60.5"	8"	8"	10.1"	D10, RD12, RD15, D20, D25
42167	61.0/10.0-10	O	10.2"	19.0"	60.5"	10"	10"	11.8"	D10, RD12, RD15, D20, D25
42169	62.0/10.0-10	O	10.0"	19.7"	62.0"	10"	10"	11.9"	D10, RD12, RD15
42171	63.0/ 8.0-10	O	8.2"	19.0"	63.0"	8"	8"	10.1"	RD12, RD15, D25
42180	63.0/10.0-10	O	10.0"	20.0"	63.0"	10"	10"	12.0"	D10, RD12, RD15, D20, D25
42185	64.0/ 8.0-10	U	8.2"	20.2"	64.0"	8"	8"	10.6"	RD12, RD15
42195	64.0/10.0-10	U	10.0"	20.2"	64.0"	10"	10"	12.5"	D10, RD12, RD15, D20
42225	65.0/10.0-10	P	10.0"	20.5"	65.0"	10"	10"	11.5"	D10, RD12, D12, RD15, RD20, D20, D25, D35
42237	69.0/10.0-10	P	11.0"	22.0"	69.0"	10-12"	10"	12.5"	D10, RD12, D12, RD15, D20, D25, D30, D35
42239	69.0/10.0 W-10	P	12.5"	22.0"	69-70"	10-12"	11"	14.7"	D10, RD12, D12, RD15, RD20, D20, D25, D30, NMMA, D35
42350	59.0/10.0-9	O	10.0"	18.5"	59.0"	10"	10"	10.9"	RD12, RD15

SOFT _____ D10 RD12 D12 RD15 D15 RD20 D20 D25 D30 NMMA D35 _____ FIRM

ATV /MX

ITEM NUMBER	TIRE SIZE	TREAD PATTERN	TREAD WIDTH	APPROX. DIA.	APPROX. CIRC.	RECOM. RIM	MEASURED RIM	SECTION WIDTH	COMPOUNDS
16100	18.0 X 9.0-10	L	9.0"	17.8"	55.5"	8"	8"	9.4"	T10, T20
16110	18.0 X 11.0-10	L	10.0"	18.0"	57.0"	10"	10"	11.0"	T10, T20
16130	18.5 X 6.0-10	W	6.0"	18.5"	59.0"	5"	5"	7.5"	T10

SOFT _____ T10 _____ T20 _____ FIRM

TREAD PATTERN PICTURES AVAILABLE ON INSIDE BACK COVER. INDEPENDENT DEALERS MUST ESTABLISH THEIR OWN PRICES.

FOR PRICING CONTACT YOUR NEAREST DISTRIBUTOR (SEE PAGE 16). REFER TO INSIDE FRONT COVER FOR NO WARRANTY POLICY AND WARNINGS.

DRAG RACING

ITEM NUMBER	TIRE SIZE	TREAD PATTERN	TREAD WIDTH	APPROX. DIA.	APPROX. CIRC.	RECOM. RIM	MEASURED RIM	SECTION WIDTH	COMPOUNDS
Drag Front									
18085	23.0/ 5.0-15		4.8"	23.0"	72.0"	3.5-4"	3.5"	5.8"	Drag Front
18090	24.0/ 4.5-15		4.3"	23.8"	75.0"	3.5-4"	3.5"	5.5"	Drag Front
18100	25.0/ 4.5-15		4.3"	24.8"	77.9"	3.5-4"	3.5"	5.5"	Drag Front
18105	26.0/ 4.5-15		4.3"	25.8"	81.0"	3.5-4"	3.5"	5.9"	Drag Front
18107	28.0/ 4.5-15		4.5"	27.7"	87.0"	3.5-4"	4"	7.6"	Drag Front
18108	22.0/ 2.5-17	S	1.5"	22.0"	69.0"	2.5"	2.5"	2.7"	Dragster Front
Drive Tires - Slicks									
18110	26.0/ 8.0-15	A	8.0"	26.1"	82.0"	7-8"	8"	9.7"	D06
18120	26.0/ 9.0-15	A	9.0"	26.1"	82.0"	7-8"	8"	10.3"	D06
18130	26.0/10.0-15	A	10.0"	26.4"	83.0"	8-10"	9"	11.5"	D06
18140	28.0/ 9.0-15	A	9.0"	28.0"	88.0"	8-10"	8"	11.1"	D06
18150	28.0/10.0-15	A	10.0"	28.0"	88.0"	8-10"	8"	11.7"	D06
18153	28.0/10.0-16	A	10.0"	28.0"	88.0"	8-10"	10"	12.0"	C07
18155	28.0/10.5-15*	A	10.2"	28.0"	88.0"	8-10"	8"	12.0"	C07
18160	29.0/ 9.0-15	A	9.0"	29.1"	91.5"	8-10"	8"	11.4"	D06
18170	29.0/10.0-15	A	10.0"	29.1"	91.5"	8-10"	8"	11.9"	D06
18175	29.0/10.5-15 W*	A	11.0"	29.3"	92.0"	8-10"	10"	13.2"	D06
18180	29.0/11.0-15	A	11.0"	29.3"	92.0"	8-10"	10"	13.2"	D06
18190	29.0/12.0-15	A	12.0"	29.3"	92.0"	10-12"	10"	13.7"	D06
18192	29.5/10.5-15	A	11.1"	30.6"	96.0"	10-12"	10"	13.2"	D06
18193	29.5/10.5-15	A	10.5"	30.0"	94.0"	10-12"	10"	13.1"	C11
18195	29.5/11.5-15 W*	A	13.5"	30.6"	96.0"	12-14"	12"	15.2"	D06
18200	30.0/ 9.0-15	A	9.0"	30.0"	94.0"	8-10"	8"	11.8"	D05, D07
18205	30.0/10.5-15	A	10.5"	30.0"	94.0"	8-10"	10"	13.1"	D05
18209	30.0/9.0R-15 Radial***	A	9.0"	29.5"	92.5"	8-10"	8"	11.3"	C06
18210	30.0/9.0R-15 Radial	A	9.0"	29.5"	92.5"	8-10"	8"	11.3"	C07
18211	9.0/30.0R-15 Radial	A	9.0"	29.9"	94.0"	8-10"	8"	11.3"	C07
18212	9.0/30.0R-15 Radial***	A	9.0"	29.9"	94.0"	8-10"	8"	11.3"	C06
18214	30.0/10.5R-15 Radial***	A	10.5"	29.5"	92.5"	9-10"	10"	12.5"	C06
18215	30.0/10.5R-15 Radial	A	10.5"	29.5"	92.5"	9-10"	10"	12.5"	C07
18221	31.0/10.5-15	A	11.0"	30.8"	97.0"	10-12"	12"	14.7"	C07
18235	31.5/12.5-15 W*	A	13.5"	31.7"	99.5"	12-14"	14"	17.2"	D05
18237	13.5/31.5-15 L***	A	13.5"	31.7"	99.5"	12-14"	14"	17.2"	C07
18239	31.5/13.5R-15 Radial	A	13.5"	31.8"	99.7"	14-15"	14"	16.9"	C06
18240	31.0/14.0-15	A	14.0"	31.2"	98.0"	12-14"	12"	16.5"	D05
18242	32.0/12.0-15	A	12.2"	32.0"	101.0"	10-12"	12"	15.8"	D05
18243	32.0/13.0-15	A	13.2"	32.0"	101.0"	12-13"	12"	16.5"	D05
18245	32.0/13.5-15 W*	A	14.0"	32.3"	102.0"	12-14"	14"	17.7"	D05
18247	32.0/13.5R-15 Radial	A	13.5"	32.2"	101.2"	14-15"	14"	17.0"	C06
18250	32.0/14.0-15	A	14.0"	32.3"	102.0"	12-14"	14"	17.7"	D05
18255	14.0/32.0-15 L***	A	14.0"	32.3"	102.0"	12-14"	14"	17.8"	C07
18260	32.0/14.5-15 W*	A	15.0"	32.6"	102.5"	14-15"	14"	18.4"	D05
18265	14.5/32.0-15 L***	A	15.0"	32.3"	102.0"	14-15"	14"	18.4"	C07
18267	32.0/14.5R-15 Radial	A	15.0"	32.2"	101.2"	14-16"	14"	18.1"	C06
18280	32.0/17.0-15	A	17.2"	32.3"	102.0"	15-16"	16"	20.7"	D06
18300	32.5/16.5-15	A	16.7"	32.3"	101.5"	15-16"	15"	19.8"	C07
18331	33.0/10.5-15	A	10.8"	33.0"	104.0"	10-12"	12"	15.6"	C11
18350	33.0/12.0-15	A	12.2"	33.0"	102.0"	10-12"	10"	15.2"	C11, C12
18355	33.0/13.0-15	A	13.2"	32.3"	102.0"	12-14"	12"	16.5"	C12
18361	33.0/14.5R-15 Radial	A	15.0"	33.0"	104.0"	14-16"	14"	18.4"	C06
18367	14.5/33.0-15 L***	A	14.5"	33.0"	104.0"	14-15"	14"	18.2"	C07
18370	33.0/15.0-15	A	15.0"	33.0"	104.0"	14-15"	14"	18.7"	D05
18400	33.0/16.0-15	A	17.0"	33.0"	104.0"	15-16"	15"	19.8"	D05, D06, C07
18450	33.0/16.5-15 S**	A	17.0"	33.0"	104.0"	15-16"	15"	19.8"	D06, C07
18500	33.0/17.0-16	A	17.0"	33.0"	104.0"	15-16"	15"	19.8"	C07
18600	33.5/16.0-15	A	17.0"	33.6"	106.0"	15-16"	15"	19.8"	C07
18640	33.5/16.5-16 S**	A	17.0"	33.6"	106.0"	15-16"	16"	19.9"	C07
18650	33.5/17.0-16	A	17.0"	33.6"	106.0"	15-16"	16"	19.9"	C07
18700	33.5/17.0-16	A	17.0"	33.6"	106.0"	15-16"	16"	20.7"	C06
18790	34.5/17.0-16	A	17.0"	35.0"	110.0"	15-16"	16"	21.4"	C2055
18800	34.5/17.0-16	A	17.0"	35.0"	110.0"	15-16"	16"	21.4"	C4000
18900	36.0/17.0-16	A	17.0"	36.2"	114.0"	15-16"	16"	21.7"	C4000

DRAG RACING

DRAG RACING

DRAG FRONT — FIRM
C12
C11
C06 C07 — D07
D06
D05
JR2 — D05
SOFT

* STIFF SIDEWALL
** SOFT SIDEWALL
*** LIGHTWEIGHT

INDEPENDENT DEALERS MUST ESTABLISH THEIR OWN PRICES. FOR PRICING CONTACT YOUR NEAREST DISTRIBUTOR (SEE PAGE 16).

TREAD PATTERN PICTURES AVAILABLE ON INSIDE BACK COVER. * REFER TO INSIDE FRONT COVER FOR NO WARRANTY POLICY AND WARNINGS.

JR DRAGSTER

ITEM NUMBER	TIRE SIZE	TREAD PATTERN	TREAD WIDTH	APPROX. DIA.	APPROX. CIRC.	RECOM. RIM	MEASURED RIM	SECTION WIDTH	COMPOUNDS
18030	18.0/ 8.0-8	A	7.7"	17.7"	55.5"	7-8"	8"	9.9"	JR1
18040	18.0/ 10.0-8	A	9.5"	17.7"	55.5"	8-10"	8"	10.6"	JR1
18050	19.0/ 8.0-10	A	8.0"	19.0"	60.0"	7-8"	8"	9.0"	JR2

QUICK TIME D.O.T.

ITEM NUMBER	TIRE SIZE	TREAD PATTERN	TREAD WIDTH	APPROX. DIA.	APPROX. CIRC.	RECOM. RIM	MEASURED RIM	SECTION WIDTH	COMPOUNDS
17010	P175/70D-15	D	5.6"	24.8"	78.0"	5-6"	5"	7.3"	Quick Time Frt.
17030	P275/55D-14	D	8.5"	26.1"	82.0"	6-8"	8"	10.1"	Quick Time
17050	P245/60D-15	D	8.0"	26.1"	82.0"	6-8"	8"	11.1"	Quick Time
17110	P275/60D-15	D	9.0"	27.0"	85.0"	8-10"	8"	11.8"	Quick Time
17100	P275/50D-15	D	10.0"	26.1"	82.0"	8-10"	8"	11.6"	Quick Time
17125	P295/60D-15	D	10.0"	29.0"	92.0"	8-10"	8"	12.6"	Quick Time
17120	P295/50D-15	D	10.0"	27.0"	85.0"	8-10"	8"	12.8"	Quick Time
17130	P325/50D-15	D	10.5"	27.8"	87.5"	8-10"	8"	13.1"	Quick Time
17140	31 X 16.50-15 LT	D	14.0"	30.9"	97.0"	12-14"	14"	17.8"	Quick Time
17150	31 X 18.50-15 LT	D	15.0"	30.9"	97.0"	14-15"	14"	18.3"	Quick Time
17210	33 X 22.50-15 LT	D	17.0"	33.0"	103.5"	15-16"	15"	21.1"	Quick Time

QUICK TIME PRO D.O.T.

ITEM NUMBER	TIRE SIZE	TREAD PATTERN	TREAD WIDTH	APPROX. DIA.	APPROX. CIRC.	RECOM. RIM	MEASURED RIM	SECTION WIDTH	COMPOUNDS
17410	26 X 9.50-14 LT	Q	8.0"	26.1"	82.0"	6-8"	8"	9.3"	Quick Time Pro
17400	26 X 9.50-15 LT	Q	8.0"	26.1"	82.0"	6-8"	8"	9.5"	Quick Time Pro
17430	26 X 9.50-16 LT	Q	8.0"	26.1"	82.0"	6-8"	8"	9.3"	Quick Time Pro
17420	26 X 11.50-15 LT	Q	10.0"	26.4"	83.0"	8-10"	8"	10.8"	Quick Time Pro
17500	27 X 10.50-15 LT	Q	9.0"	27.0"	85.0"	8-10"	8"	10.1"	Quick Time Pro
17510	27 X 11.50-15 LT	Q	10.0"	27.0"	85.0"	8-10"	8"	11.2"	Quick Time Pro
17601	28 X 11.50-15 LT	Q	10.0"	28.0"	88.0"	8-10"	8"	11.2"	Quick Time Pro
17603	28 X 11.50-16 LT	Q	10.0"	28.0"	88.0"	8-10"	10"	11.8"	Quick Time Pro
17606	28 X 13.50-15 LT	Q	11.0"	28.0"	88.0"	10-12"	10"	12.9"	Quick Time Pro
17611	28 X 14.50-15 LT	Q	12.0"	28.0"	88.0"	10-12"	10"	13.1"	Quick Time Pro
17651	28 X 14.50-16 LT	Q	12.0"	28.0"	88.0"	10-12"	10"	12.9"	Quick Time Pro
17700	29 X 11.50-15 LT	Q	10.0"	29.3"	92.0"	8-10"	8"	11.9"	Quick Time Pro
17705	29 X 13.50-15 LT	Q	11.0"	29.3"	92.0"	10-12"	10"	13.4"	Quick Time Pro
17710	29 X 14.50-15 LT	Q	12.0"	29.3"	92.0"	10-12"	10"	13.9"	Quick Time Pro
17790	31 X 13.50-15 LT	Q	11.0"	30.9"	97.0"	10-12"	10"	14.1"	Quick Time Pro
17800	31 X 16.50-15 LT	Q	13.0"	30.9"	97.0"	12-14"	12"	16.0"	Quick Time Pro
17810	31 X 18.50-15 LT	Q	15.0"	30.9"	97.0"	14-15"	14"	17.9"	Quick Time Pro
17900	33 X 18.50-15 LT	Q	15.0"	33.0"	104.0"	14-15"	14"	18.5"	Quick Time Pro
17910	33 X 22.50-15 LT	Q	17.0"	33.0"	104.0"	15-16"	15"	20.0"	Quick Time Pro
17950	35 X 22.50-16 LT	Q	17.0"	35.0"	110.0"	15-16"	16"	21.5"	Quick Time Pro

SOFT ————— Quick Time ————— FIRM
 Quick Time Pro ————— Quick Time Frt.

NOTE: DOT labeled Hoosier Racing Tires meet Department of Transportation requirements for marking and performance only and are **NOT INTENDED FOR HIGHWAY USE**. It is unsafe to operate any Hoosier Racing Tire including DOT tires on public roads. The prohibited use of Hoosier Racing Tires on public roadways may result in loss of traction, unexpected loss of vehicle control, or sudden loss of tire pressure, resulting in a vehicle crash and possible injury or death.

TREAD PATTERN PICTURES AVAILABLE ON INSIDE BACK COVER.
 INDEPENDENT DEALERS MUST ESTABLISH THEIR OWN PRICES. FOR PRICING CONTACT YOUR NEAREST DISTRIBUTOR (SEE PAGE 16).
 REFER TO INSIDE FRONT COVER FOR NO WARRANTY POLICY AND WARNINGS.

RACING TUBES & LINER

ITEM NUMBER	TUBE SIZE		
288088-15	80/ 88-15 TUBE	WILL FIT 80" TO 88" CIRC.	6" TO 11" TREAD WIDTH
2886100-15	86/100-15 TUBE	WILL FIT 86" TO 100" CIRC.	11" TO 13" TREAD WIDTH
2894106-15	94/106-15 TUBE	WILL FIT 94" TO 106" CIRC.	15" TO 19" TREAD WIDTH
32400	75/16.0-16 LINER	FOR USE WITH ITEM NUMBERS 18790, 18800, 18900	

ROAD RACING SLICKS – BIAS

ITEM NUMBER	TIRE SIZE	APPLICATION	TREAD WIDTH	APPROX. DIA.	APPROX. CIRC.	RECOM. RIM	MEASURED RIM	SECTION WIDTH	COMPOUNDS
43101	18.0 X 6.0-10	C2000 F500	6.2"	18.1"	57.0"	6"	6"	8.1"	R25A, R35
43105	18.0 X 7.5-10	F500	7.5"	18.3"	57.5"	8"	8"	9.5"	R25A, R35
43110	19.5 X 6.5-10	F500	6.5"	19.4"	61.0"	6"	6"	8.2"	R25A, R35
43120	19.5 X 7.5-10	F500	7.5"	19.5"	61.2"	8"	8"	9.5"	R25A
43128	20.5 X 6.0-13	C2000 FF	6.0"	21.0"	66.0"	5.5"	5.5"	7.0"	R25A, R35
43129	20.5 X 7.0-13	C2000 FF, DSR	6.75"	20.9"	65.7"	5.5-8.0"	5.5"	7.8"	R25A, R35
43130	20.0 X 6.0-13	CF	6.0"	20.7"	65.0"	5.5"	5.5"	7.0"	R60
43159	20.5 X 7.0-13	C3000 FC, FM, S2000, DSR	6.75"	20.9"	65.7"	6-8"	6"	8.0"	R25A, R35, R45A
43161	20.0 X 7.5-13	C3000 CSR, DSR	8.0"	20.6"	64.7"	7-9"	8"	9.4"	R25A, R35, R45A
43170	20.0 X 8.0-13	FP, GP, HP, GT4, GT5	8.0"	20.0"	63.0"	5-6"	6"	9.2"	R25B, R35A, R45A, R55
43182	20.0 X 9.0-13	C3000 FA, CSR, DSR	9.75"	20.6"	64.7"	8-10"	10"	11.0"	R25A, R35, R45A
43190	20.0 X 9.5-13	GT4	9.4"	20.0"	63.0"	7"	7"	10.5"	R25B, R35, R45A, R55
43240	21.0 X 9.5-13	GT3, GT4	9.5"	21.0"	66.0"	7"	7"	10.5"	R60
43260	21.0 X 10.0-13	CSR, DSR	9.5"	21.1"	66.5"	10-11"	10"	11.2"	R25A
43270	21.5 X 8.0-13	SCCA-F, SR	8.2"	21.4"	66.8"	8"	8"	9.5"	R45A
43275	21.5 X 8.0-13	C3000 PRO F/M	8.2"	21.5"	67.5"	8-10"	8"	9.5"	R35, R45A
43298	22.0 X 10.0-13	C3000 CSR, PRO F/M	9.8"	22.4"	70.5"	11"	10"	11.0"	R25, R35, R45A
43299	22.0 X 9.0-13	C3000 FA, FC, FM S2000, DSR	9.0"	22.6"	71.0"	8-10"	8"	10.0"	R25A, R35, R45A
43301	22.0 X 10.0-13	SCCA-F, SR	9.8"	22.3"	70.0"	10"	10"	11.0"	R45A
43302	22.5 X 7.5-13	CF	7.5"	22.4"	70.5"	5.5"	5.5"	9.8"	R60
43306	22.5 X 7.2-13	C2000 FF	7.25"	22.6"	71.0"	5.5"	5.5"	9.8"	R25A, R35
43318	23.0 X 12.0-13	C3000 FA, CSR	12.0"	23.6"	74.1"	12-15"	15"	15.9"	R25A, R35
43335	21.0 X 5.0-15	FV	5.0"	21.2"	66.5"	4"	4"	5.5"	R45A, R55
43340	21.5 X 5.5-15	FV	5.5"	21.4"	67.0"	4"	4"	6.0"	R45A, R55
43351	22.5 X 5.5-15	FV	5.5"	21.9"	69.0"	4"	4"	6.5"	R45A, R55
43361	22.5 X 9.5-15	C3000 FA	9.2"	22.9"	72.0"	10"	10"	10.7"	R25A, R35
43375	23.0 X 8.5-15	EP	8.2"	22.8"	71.5"	6-7"	7"	9.4"	R35A, R45B, R55A
43385	23.0 X 9.5-15	EP, GT3	9.2"	22.8"	71.5"	6-7"	7"	10.4"	R35A, R45B, R55A
43387	23.5 X 11.0-15	C3000 FA	11.2"	23.7"	74.5"	14"	14"	14.5"	R25A, R35
43470	22.0 X 10.0-16	GT2	9.7"	22.9"	72.0"	10-11"	10"	10.7"	R35A, R45B
43480	23.5 X 11.5-16	GT2	11.0"	23.8"	75.0"	10-12"	12"	12.5"	R35A, R45B
43492	25.0 X 12.0-16	GT1, GT2	12.0"	25.3"	79.5"	10-12"	12"	12.7"	R35A, R45B
43497	25.0 X 13.0-16	GT1, GT2	13.0"	25.3"	79.5"	12"	12"	13.5"	R45B, R55
43535	27.0 X 14.0-16	C4000 GT1	13.8"	26.7"	84.0"	12-13"	12"	14.5"	R35A, R45B

ALL TREAD PATTERNS A

SOFT _____ FIRM
 R25A R25B R35 R35A R45A R45B R55 R55A R60

ROAD RACING SLICKS – RADIAL

ITEM NUMBER	TIRE SIZE	APPLICATION	TREAD WIDTH	APPROX. DIA.	APPROX. CIRC.	RECOM. RIM	MEASURED RIM	SECTION WIDTH	COMPOUNDS
43550	23.0 X 9.5R-13	FA	9.6"	23.0"	72.25"	10"	10"	11.0"	R25B, R35A
43560	23.5 X 12.0R-13	FA	11.9"	23.5"	73.8"	14"	13"	13.9"	R25B, R35A
43570	23.0 X 9.5R-15	FA	9.4"	22.9"	72.0"	10"	10"	10.7"	R25B, R35A
43580	23.5 X 12.0R-15	FA	12.1"	23.4"	73.5"	14"	14"	14.1"	R25B, R35A
43655	23.5 X 11.0R-16	GT2	10.6"	23.6"	74.0"	10"	10"	11.0"	R35A
43665	25.5 X 12.0R-16	GT2	12.4"	25.6"	80.5"	12"	12"	13.5"	R35A
43670	25.5 X 12.5R-16	GT1	12.4"	25.8"	81.0"	12"	12"	13.3"	R35A, R45B
43675	25.5 X 14.0R-16	GT1	13.6"	25.7"	80.9"	12"	12"	14.1"	R35A, R45B
43680	27.0 X 13.0R-16	GT1	13.0"	27.3"	85.8"	13"	13"	14.6"	R35A, R45B
43690	28.0 X 14.0R-16	GT1	13.9"	28.2"	88.5"	13"	13"	15.1"	R35A, R45B

ALL TREAD PATTERNS A

SOFT _____ FIRM
 R25B R35A R45B

ROAD RACING WETS – BIAS

ITEM NUMBER	TIRE SIZE	TREAD PATTERNS	APPLICATION	TREAD WIDTH	APPROX. DIA.	APPROX. CIRC.	RECOM. RIM	MEASURED RIM	SECTION WIDTH
44125	19.5 X 6.5-10	B	F500	6.2"	19.7"	62.0"	6-8"	8"	8.2"
44140	20.0 X 6.5-13	B	FF, FM, FC, S2000, DSR	6.2"	20.7"	65.0"	6-7.5"	6"	7.0"
44150	20.0 X 7.5-13	B	CSR, FA	7.4"	20.6"	64.6"	7-8"	7"	8.3"
44165	20.0 X 8.0-13	B	FP, GP, HP, GT4, GT5	8.0"	20.5"	64.5"	6"	6"	8.8"
44180	20.0 X 9.0-13	B	FA, CSR, DSR	9.7"	20.6"	64.8"	10"	10"	10.6"
44195	21.5 X 7.5-13	B	SCCA-F, SR	7.5"	21.4"	66.8"	8.0"	8"	8.8"
44217	22.0 X 9.0-13	B	SCCA-F, SR, FC, FA, FM, S2000, DSR, CSR	8.5"	22.9"	71.8"	8.5-10"	8"	10.8"
44220	22.5 X 7.5-13	B	FF	7.5"	22.8"	71.5"	5.5-6.0"	5.5"	9.8"
44235	23.0 X 11.5-13	B	FA, CSR	11.5"	23.7"	74.5"	14-15"	14"	14.8"
44266	22.5 X 5.0-15	B	FV	5.0"	22.0"	69.2"	4"	4"	6.5"
44275	22.5 X 9.0-15	B	FA	8.8"	22.4"	70.5"	10"	10"	10.1"
44277	23.0 X 9.0-15	B	EP, GT3	8.5"	22.4"	70.5"	6-7"	7"	10.1"
44280	23.5 X 11.5-15	B	FA	11.5"	23.7"	74.5"	14"	14"	14.8"

ROAD RACING WETS – RADIAL

ITEM NUMBER	TIRE SIZE	TREAD PATTERNS	APPLICATION	TREAD WIDTH	APPROX. DIA.	APPROX. CIRC.	RECOM. RIM	MEASURED RIM	SECTION WIDTH
44450	23.0 X 9.5R-13	W	FA	9.5"	23.0"	72.4"	10"	10"	10.6"
44460	23.5 X 12.0R-13	W	FA	11.9"	23.5"	73.8"	14"	13"	14.0"
44590	23.0 X 9.5R-15	W	FA	9.5"	23.0"	72.4"	10"	10"	10.6"
44595	23.5 X 12.0R-15	W	FA	11.9"	23.5"	73.8"	14"	14"	14.0"
44655	23.5 X 11.0R-16	W	GT2	10.6"	23.6"	74.0"	10"	10"	11.0"
44670	25.5 X 12.5R-16	W	GT1, GT2	12.2"	25.7"	80.9"	12"	12"	13.2"
44680	27.0 X 13.0R-16	W	GT1	13.6"	27.3"	85.7"	12"	12"	14.2"

TREAD PATTERN IS HAND GROOVED.

SPORTS CAR D.O.T. - BIAS

ITEM NUMBER	TIRE SIZE	TREAD PATTERN	TREAD WIDTH	APPROX. DIA.	APPROX. CIRC.	RECOM. RIM	MEASURED RIM	SECTION WIDTH	STREET T.D.	WET
45100	P185/60D-13	I	6.2"	20.6"	64.7"	5-7"	5"	7.0"	X	
45110	P205/60D-13	I	6.2"	22.4"	70.5"	5.5-7"	5.5"	7.5"	X	
45111DS	P205/60D-13*	D	6.8"	21.9"	68.8"	5.5-7.5"	5.5"	7.8"		X
45115	P225/45D-13	I	7.8"	20.8"	65.5"	6.5-8.5"	7.5"	9.0"	X	
45120	P205/60D-14	I	7.2"	23.0"	72.3"	6-8"	5.5"	8.3"	X	
45140	P225/50D-14	I	7.8"	23.0"	72.5"	7-9"	6"	8.8"	X	
45160	P225/45D-15	I	7.6"	23.0"	72.5"	6.5-8.5"	7.5"	8.5"	X	
45170	P225/50D-15	I	7.0"	24.0"	75.5"	6.5-8.5"	6"	8.5"	X	
45180	P225/60D-15	I	8.0"	25.8"	81.0"	7-9"	6"	9.2"	X	
45165	P245/45D-15	I	8.5"	24.0"	75.5"	7.5-9.5"	8"	10.0"	X	
45190	P245/60D-15	I	8.0"	26.4"	83.0"	7-9.5"	7"	10.0"	X	
45200	P275/60D-15	I	9.5"	27.6"	86.5"	8.5-10"	7.5"	11.0"	X	

*DS RECOMMENDED FOR WET APPLICATION ONLY.

VINTAGE & HISTORIC

ITEM NUMBER	TIRE SIZE	TREAD PATTERN	TREAD WIDTH	APPROX. DIA.	APPROX. CIRC.	RECOM. RIM	MEASURED RIM	SECTION WIDTH	MODEL
44390	165/70-10	I	5.2"	18.8"	59.0"	5-6"	5.5"	7.3"	HOOSIER T.D.
45105	A70-13	I	6.2"	22.4"	70.3"	5-7"	5"	7.5"	STREET T.D.
44285	25.5 X 8.5-15	I	8.7"	25.4"	79.7"	8-10"	8"	10.3"	HOOSIER T.D.
44295	25.5 X 10.0-15	I	10.0"	25.8"	81.0"	8-11"	8"	11.2"	HOOSIER T.D.
44301	26.5 X 7.0-15	I	7.0"	26.4"	83.0"	6"	6"	9.1"	HOOSIER T.D.
44305	26.5 X 9.5-15	I	9.5"	26.6"	83.5"	8-10"	8"	11.0"	HOOSIER T.D.
44315	27.5 X 11.0-15	I	11.0"	27.7"	87.0"	10-13"	10"	13.2"	HOOSIER T.D.
44335	24.0 X 8.5-16	I	8.2"	24.1"	75.4"	8-10"	8"	10.5"	HOOSIER T.D.
44345	25.5 X 10.0-16	I	10.0"	25.6"	80.5"	9-11"	9"	11.3"	HOOSIER T.D.
44400	5.00-15	D	5.2"	24.7"	77.6"	4-6"	4"	7.0"	VINTAGE T.D.
44410	5.50-15	D	6.5"	24.7"	77.6"	4.5-7"	4.5"	7.7"	VINTAGE T.D.
*46010	P185/65R15	V	6.0"	24.2"	76.0"	5.0-6.5"	5"	7.6"	SPEEDSTER
*46015	P205/60R15	V	7.0"	24.2"	76.0"	5.5-7.5"	6.5"	8.5"	SPEEDSTER
*46020	P225/50R15	V	8.1"	24.2"	76.0"	6-8"	7"	9.125"	SPEEDSTER

*NEW TREAD PATTERN.

NOTE: DOT labeled Hoosier Racing Tires meet Department of Transportation requirements for marking and performance only and are **NOT INTENDED FOR HIGHWAY USE**. It is unsafe to operate any Hoosier Racing Tire including DOT tires on public roads. The prohibited use of Hoosier Racing Tires on public roadways may result in loss of traction, unexpected loss of vehicle control, or sudden loss of tire pressure, resulting in a vehicle crash and possible injury or death.

SPORTS CAR D.O.T.

VINTAGE & HISTORIC

SPORTS CAR D.O.T. - RADIAL

ITEM NUMBER	TIRE SIZE	TREAD PATTERN	TREAD WIDTH	APPROX. DIA.	CIRC.	RECOM. RIM	MEASURED RIM	SECTION WIDTH	A6 AUTO CROSS	R6 ROAD RACE
46300	P185/60ZR13	M	6.9"	21.7"	68.2"	6-7"	6.0"	7.8"		X
46305	P205/60ZR13	M	8.0"	22.8"	71.7"	5.5-7.5"	6.0"	8.8"		X
46307	P225/45ZR13	M	8.5"	20.9"	65.8"	7.0-8.5"	7.5"	9.3"	X	X
46310	P225/50ZR13	M	8.5"	21.9"	69.0"	6-8"	7.0"	9.4"	X	X
46405	P205/55ZR14	M	8.1"	22.8"	71.6"	5.5-7.5"	7.0"	9.1"	X	X
46410	P205/60ZR14	M	7.8"	23.6"	74.2"	7-8"	6.0"	8.2"		X
46415	P225/50ZR14	M	8.8"	22.9"	72.0"	6-8"	7.0"	9.4"	X	X
46500	P205/50ZR15	M	8.0"	22.8"	71.7"	5.5-7.5"	6.5"	8.7"	X	X
46505	P215/60ZR15	M	8.3"	25.2"	79.1"	6.0-7.5"	7.0"	9.2"		X
46510	P225/45ZR15	M	8.8"	22.9"	72.0"	7.0-8.5"	7.5"	9.8"	X	X
46515	P225/50ZR15	M	8.8"	23.8"	74.8"	6-8"	7.0"	9.8"		X
46520	P225/55ZR15	M	8.7"	24.8"	78.0"	6-8"	7.0"	9.6"		X
46525	P245/50ZR15	M	9.2"	24.8"	78.0"	7.0-8.5"	7.5"	10.1"		X
46535	P275/35ZR15	M	10.1"	23.0"	72.2"	9.0-11.0"	9.5"	10.8"	X	X
46540	P275/50ZR15	M	10.0"	25.5"	80.0"	7.5-9.5"	8.0"	10.8"		X
46600	P205/45ZR16	M	8.0"	22.8"	71.7"	6.5-7.5"	7.0"	8.7"	X	X
46610	P225/50ZR16	M	9.0"	24.7"	77.6"	6-8"	7.0"	9.5"	X	X
46615	P245/45ZR16	M	9.2"	24.7"	77.7"	7.5-9.0"	8.0"	10.1"	X	X
46620	P255/50ZR16	M	9.8"	26.2"	82.2"	7-9"	8.0"	10.5"	X	X
46630	P275/45ZR16	M	10.3"	25.6"	80.5"	8.5-10.0"	9.0"	11.2"	X	X
46700	P205/40ZR17	M	7.0"	23.8"	74.8"	7-8"	8.0"	8.5"		X
46705	P225/40ZR17	M	8.9"	23.8"	74.5"	7-9"	7.5"	9.8"	X	X
46710	P225/45ZR17	M	8.8"	24.7"	77.7"	7.0-8.5"	7.5"	9.7"	X	X
46715	P245/40ZR17	M	9.3"	24.5"	77.0"	8.0-9.5"	8.5"	10.0"	X	X
46720	P245/45ZR17	M	9.4"	25.7"	80.7"	7.5-9.0"	8.0"	9.9"		X
46725	P255/45ZR17	M	9.8"	26.2"	82.2"	8.0-9.5"	9.0"	10.8"	X	X
46730	P275/40ZR17	M	10.3"	25.5"	80.1"	9.0-11.0"	9.5"	11.0"	X	X
46733	P295/35ZR17	M	10.8"	25.3"	79.5"	9.5-11.0"	10.0"	11.6"	X	X
46735	P315/35ZR17	M	11.6"	25.6"	80.4"	11-12"	11.0"	12.6"	X	X
46740	P335/35ZR17	M	12.9"	25.6"	80.5"	11-13"	12.0"	13.6"	X	X
46810	P225/40ZR18	M	8.8"	24.8"	77.8"	7.5-9.0"	8.0"	9.5"	X	X
46820	P245/35ZR18	M	9.1"	24.7"	77.7"	8.0-9.5"	8.5"	9.8"	X	X
46825	P245/40ZR18	M	9.3"	25.7"	80.6"	8.0-9.5"	8.5"	10.5"	X	X
46830	P255/40ZR18	M	9.8"	26.2"	82.1"	8.5-10.0"	9.0"	10.6"		X
46835	P275/35ZR18	M	10.3"	25.5"	80.2"	9-11"	9.5"	10.7"	X	X
46840	P285/30ZR18	M	10.9"	24.9"	78.1"	10-11"	10.0"	11.5"	X	X
46843	P295/30ZR18	M	10.8"	25.3"	79.5"	9.5-11"	10.0"	11.6"	X	X
46846	P315/30ZR18	M	11.6"	25.6"	80.5"	11-12"	11.0"	12.5"	X	X
46850	P335/30ZR18	M	12.9"	25.6"	80.5"	12-13"	12.0"	13.5"	X	X
46855	P345/35ZR18	M	12.8"	26.8"	84.3"	11-13"	12.0"	13.9"	X	X
46915	P235/35ZR19	M	9.25"	25.6"	80.5"	8.0-9.5"	9.0"	10.2"	X	X
46935	P295/30ZR19	M	10.4"	26.1"	82.1"	10-12"	10.0"	11.5"	X	X
46940	P315/40ZR19	M	11.3"	28.9"	90.7"	11-12"	11.0"	12.9"	X	X
46945	P325/30ZR19	M	12.2"	26.8"	84.1"	12-13"	13.0"	13.6"	X	X
46950	P345/30ZR19	M	12.9"	26.8"	84.3"	12-13"	13.0"	14.1"	X	X

NOTE: Z Speed Rating = above 149 mph/240 km/h. Consult Hoosier Racing Tire for maximum speed.

NOTE: DOT labeled Hoosier Racing Tires meet Department of Transportation requirements for marking and performance only and are **NOT INTENDED FOR HIGHWAY USE**. It is unsafe to operate any Hoosier Racing Tire including DOT tires on public roads. The prohibited use of Hoosier Racing Tires on public roadways may result in loss of traction, unexpected loss of vehicle control, or sudden loss of tire pressure, resulting in a vehicle crash and possible injury or death.

TREAD PATTERN PICTURES AVAILABLE ON INSIDE BACK COVER.
INDEPENDENT DEALERS MUST ESTABLISH THEIR OWN PRICES.
FOR PRICING CONTACT YOUR NEAREST DISTRIBUTOR (SEE PAGE 16).
REFER TO INSIDE FRONT COVER FOR NO WARRANTY POLICY AND WARNINGS.

SPORTS CAR D.O.T.

SPORTS CAR D.O.T. RADIAL WET

ITEM NUMBER	TIRE SIZE	SPEED RATING	TREAD PATTERN	TREAD WIDTH	APPROX. DIA.	APPROX. CIRC.	RECOM. RIM	MEASURED RIM	SECTION WIDTH
46105	P205/60R13	86H	C	7.1"	23.5"	73.8"	6-7.5"	6.0"	8.5"
46115	P205/55R14	85H	C	7.1"	23.5"	73.8"	6.5-7.5"	6.5"	8.7"
46125	P205/50R15	84H	C	7.1"	23.5"	73.8"	6.5-7.5"	6.5"	8.2"
46130	P225/55R15	92H	C	8.8"	24.8"	77.9"	7-8"	7.0"	9.4"
46135	P205/45R16	77H	C	7.1"	23.5"	73.8"	7-7.5"	7.0"	8.4"
46140	P225/50R16	91H	C	8.8"	24.8"	77.9"	7-9"	7.0"	9.6"
46145	P245/45R16	88H	C	9.0"	24.8"	77.9"	7-9"	8.0"	10"
46150	P255/50R16	99H	C	9.3"	26.3"	82.5"	8-9"	8.0"	10.7"
46170	P225/45R17	84H	C	8.8"	24.8"	77.9"	8-9"	7.5"	9.5"
46175	P245/40R17	86H	C	9.0"	24.8"	77.9"	7-9"	8.0"	10"
46177	P245/45R17	89H	C	9.0"	25.5"	80.1"	7-9"	8.0"	10"
46180	P255/45R17	92H	C	9.3"	26.3"	82.5"	8.5-9.5"	8.5"	10.5"
46185	P275/40R17	93H	C	10.0"	25.2"	79.2"	9-11"	9.5"	11.3"
46190	P315/35R17	93H	C	11.8"	25.6"	80.4"	11-12"	11"	12.7"
46200	P225/40R18	83H	C	8.8"	24.8"	77.9"	7-9"	8"	9.9"
46205	P245/35R18	80H	C	9.0"	24.8"	77.9"	7-9"	8"	10"
46210	P255/40R18	90H	C	9.3"	26.3"	83.0"	9-10"	9.0"	10.5"
46215	P275/35R18	87H	C	10.0"	25.2"	79.2"	10-11"	9.5"	11.3"
46220	P305/30R18	89H	C	11.8"	25.6"	80.4"	11-12"	11"	12.7"

NOTE: H Speed Rating = 130 mph/210 km/h.

NOTE: DOT labeled Hoosier Racing Tires meet Department of Transportation requirements for marking and performance only and are **NOT INTENDED FOR HIGHWAY USE**. It is unsafe to operate any Hoosier Racing Tire including DOT tires on public roads. The prohibited use of Hoosier Racing Tires on public roadways may result in loss of traction, unexpected loss of vehicle control, or sudden loss of tire pressure, resulting in a vehicle crash and possible injury or death.

PRO STREET D.O.T. RADIAL

ITEM NUMBER	TIRE SIZE	SPEED RATING	TREAD PATTERN	TREAD WIDTH	APPROX. DIA.	APPROX. CIRC.	RECOM. RIM	MEASURED RIM	SECTION WIDTH	MAX. LOAD	RATED INF. PSI	MODEL
Fronts												
19030	24 X 7.50R-15 LT	71H	R	5.3"	23.8"	73.3"	5-6.5"	6"	7.5"	760	35	Pro Street
19040	25 X 7.50R-15 LT	75H	R	5.3"	24.9"	76.9"	5-6.5"	6"	7.5"	855	35	Pro Street
19050	26 X 7.50R-15 LT	79H	R	5.3"	25.9"	80.5"	5-6.5"	6"	7.5"	965	35	Pro Street
19055	26 X 7.50R-17 LT	74H	R	5.3"	25.9"	80.5"	5-6.5"	6"	7.5"	825	35	Pro Street
19075	27 X 10.50R-15 LT	88H	R	8.3"	26.5"	82.8"	7-9.0"	8.5"	10.5"	1235	35	Pro Street
19100	28 X 9.50R-15 LT	90H	R	8.0"	27.0"	85.0"	7.5-9.0"	8.0"	9.75"	1325	35	Pro Street
19150	29 X 12.50R-15 LT	89H	R	10.0"	29.0"	90.8"	8.5-11"	10"	13.0"	1280	25	Pro Street
19200	29 X 15.50R-15 LT	91H	R	12.1"	29.0"	91.5"	11-13"	12"	15.2"	1355	25	Pro Street
19215	29 X 15.50R-16 LT	89H	R	12.1"	29.0"	91.8"	11-13"	12"	15.2"	1280	25	Pro Street
19250	29 X 18.50R-15 LT	93H	R	14.6"	29.0"	91.3"	13-16"	14"	17.8"	1435	25	Pro Street
19275	31 X 12.50R-15LT	95H	R	10.3"	31.0"	96.5"	8.5-11"	10"	13.4"	1520	25	Pro Street
19276	31 X 12.50R-16 LT	93H	R	10.3"	31.0"	96.5"	8.5-11"	10"	12.8"	1435	25	Pro Street
19300	31 X 16.50R-15 LT	98H	R	12.8"	31.0"	96.3"	12-14"	12"	16.0"	1655	25	Pro Street
19315	31 X 16.50R-16 LT	96H	R	12.8"	31.0"	96.8"	12-14"	12"	16.0"	1565	25	Pro Street
19325	31 X 16.50R-17 LT	94H	R	12.8"	31.0"	96.8"	12-14"	12"	16.0"	1475	25	Pro Street
19350	31 X 18.50R-15 LT	99H	R	14.5"	31.0"	96.3"	13-16"	14"	18.0"	1710	25	Pro Street
19375	31 X 18.50R-17 LT	95H	R	14.5"	31.0"	96.3"	13-16"	14"	18.0"	1520	25	Pro Street
19410	33 X 21.50R-15 LT	107H	R	16.8"	32.0"	100.8"	15-19"	17"	21.3"	2150	25	Pro Street

"Pro Street Tires are designed for highway use and are not suitable for racing purposes."

NOTE: H Speed Rating = 130 mph / 210 km/h

TREAD PATTERN PICTURES AVAILABLE ON INSIDE BACK COVER
INDEPENDENT DEALERS MUST ESTABLISH THEIR OWN PRICES.
FOR PRICING CONTACT YOUR NEAREST DISTRIBUTOR (SEE PAGE 16).
REFER TO INSIDE FRONT COVER FOR NO WARRANTY POLICY AND WARNINGS.

DIRECTION OF ROTATION/MOUNTING INSTRUCTIONS

All Hoosier tires having directional arrows must be mounted so that the tire travels in the direction of the arrow. Hoosier tires having directional arrows will have them on both sidewalls. Directional arrows may not be on a tire that can have both left and/or right side application. All Hoosier tires not having directional arrows should be mounted as detailed below.

Every Hoosier race tire has a four character serial code embossed into ONE sidewall of the tire. All Hoosier DOT tires will also have two additional codes as required by the Department of Transportation. (Example: J7AB 4AX8 3701)

MOUNTING GUIDELINES FOR TIRES WITHOUT DIRECTIONAL ARROWS

CIRCLE TRACK RACING TIRES:

(Includes both dirt and asphalt tires)

Hoosier tires must be mounted with the **serial code** located toward the infield.

ROAD RACING TIRES:

(Includes catalog numbers beginning with 43, 44, 45, 46)

In most cases, Hoosier tires used in Road Race applications should be mounted with the **serial code** toward the center of the vehicle. Once a tire has been run in the proper orientation it is acceptable to remount the tire in the opposite direction to even out the wear.

DRAG RACING TIRES, INCLUDING DOT DRAG TIRES:

(Includes catalog numbers beginning with 17, 18)

Hoosier drag tires can be mounted to rotate in either direction. Hoosier drag tires can also be flipped or reversed to provide even wear.

WARNING

Verify Correct Wheel and Bead Flange: All tires are designed to be used on wheels that are manufactured to Tire and Rim Association (T&RA) specifications and tolerances. Some rims are non-standard or damaged and it is necessary to inspect the rim flange to assure proper fit. Consult your specific rim manufacturer to determine if your rim can be used in this application. Never attempt to install and inflate a tire of one bead diameter on a rim or wheel of a different bead diameter. Use of Hoosier Racing Tires on wheels with incorrect bead flanges or wheels that do not meet T&RA standards can cause the assembly to fail and burst with explosive force sufficient to cause serious personal injury or death.

WARNING

Special Tire Mounting Instructions: Tire changing should be done only by trained personnel using proper tools and procedures. Failure to follow safe mounting procedures could cause faulty positioning of the tire and cause the assembly to burst with explosive force sufficient to cause serious injury or death. Always inspect tire for kinked beads or other possible damage that may have occurred in shipping or storage. Clean rim and lubricate beads with rubber lubricant. Always lock rim on mounting machine or place in safety cage. Use a clip on chuck, an in-line valve with a pressure gauge or adjustable regulator and remote inflation/deflation device. Have enough air hose to stay out of the trajectory. Stand back. (Refer to page 15).

WARNING

When seating beads never exceed maximum bead seating pressure as molded in tire sidewall. Never exceed manufacturer's maximum inflation pressure.

Hoosier

RACING TIRE

CORPORATE

65465 U.S. 31 • Lakeville, IN 46536
Phone (574) 784-3152 • Fax (574) 784-2385

Website: www.hoosiertire.com

Hoosier

TIRE EAST

56-H Loomis Street
Manchester, CT 06042
Phone (860) 646-9646
Fax (860) 646-2054
E-mail: htrace@aol.com

Hoosier

TIRE SOUTH

Asphalt Oval
P.O. Box 537
Welcome, NC 27374
Phone (336) 731-6100
Fax (336) 731-6086
E-mail:
hoosierasp@lexcominc.net

Hoosier

TIRE MIDWEST

3886 E. State Route 54
Springfield, IL 62707
Phone (217) 522-1955
Fax (217) 522-6097
1-800-365-1955
E-mail: tari@racetires.com

Hoosier

TIRE MID-ATLANTIC

Baltimore
2931 Industrial Park Dr.
Finksburg, MD 21048
Phone (410) 833-2061
Fax (410) 833-5921
E-mail:
htma@hoosiermidatlantic.com

Hoosier

TIRE CANADA

117-119 Cushman Road
St. Catharines,
Ontario, Canada L2M6S9
Phone (905) 685-3184
Fax (800) 891-0521
E-mail: brp@cogeco.net

Hoosier

TIRE SOUTHWEST

103 Gross Road
Mesquite, TX 75149
Phone (972) 289-RACE (7223)
Fax (972) 289-8055
E-mail:
jboyd@hoosiertiresouthwest.com

Hoosier

TIRE NORTH

21601 John Deere Lane
Rogers, MN 55374
Phone (763) 428-8780
Fax (800) 555-8577
E-mail: htrace@aol.com

Hoosier

TIRE SOUTH

Dirt Oval
504 Frank Diggs Road
Clinton, TN 37717
Phone (865) 457-9888
Fax (865) 457-8033
E-mail:
hoosiertiresouth@charterinternet.com

Hoosier

TIRE MIDWEST

Indianapolis
4155 North 1000 E. Suite A
Wally Parks Drive
Brownsburg, IN 46112
Phone (317) 858-1234
Fax (317) 858-1307
E-mail: hoosiertireindy@yahoo.com

Hoosier

TIRE MID-ATLANTIC

Pittsburgh
205 West Water St.
Saxonburg, PA 16056
Phone (724) 360-8000
Fax (724) 360-8044

Hoosier

TIRE CANADA-NY

1733 Maryland Avenue
Niagara Falls, NY 14305
Phone (716) 285-7502
Fax (800) 285-1454
E-mail:
usasales@bicknellracingproducts.com

Hoosier

TIRE SOUTHWEST

Wichita
3801 W. Pawnee, Suite 200
Wichita, KS 67213
Phone (316) 945-4000
Fax (316) 945-4003
E-mail: d1m@pcswitchita.com

Hoosier

TIRE WEST

2608 E. California
Fresno, CA 93721
Phone (559) 485-4612
Fax (559) 485-4632
E-mail: racing@hoosiertirewest.com

Hoosier

TIRE SOUTH

Road & Drag
P.O. Box 290
Louisville, TN 37777
Phone (865) 984-3232
Fax (865) 681-0775
E-mail: racetire@compuserve.com

Hoosier

TIRE MIDWEST

Plymouth
2519 N. Michigan Street
Plymouth, IN 46563
Phone (574) 936-8344
Fax (574) 936-1673
E-mail: hoosiertireply@netscape.net

Hoosier

TIRE OHIO VALLEY

Dave Poske's Performance Parts
1933 Staunton Turnpike
Parkersburg, WV 26104
Phone (304) 428-5000
Fax (304) 485-8038
1-800-430-7223
E-mail: todd@poske.com

Hoosier

TIRE WESTERN CANADA

5601-45 ST
Leduc, Alberta, Canada T9E7B1
Phone (780) 986-7223
Fax (780) 986-5267
E-mail: tim@geeandgeeracing.com

INTERNATIONAL

Hoosier

TIRE AUSTRALIA

17 Blind Road
Nelson NSW
Australia 2765
Phone (61) 296791990
Fax (61) 296791187
E-mail:
mdimport@bigpond.net.au

Hoosier

TIRE NEW ZEALAND

32 William Pickering Drive
Albany, Auckland
New Zealand
Phone (09) 4151388
Fax (09) 4150788
E-mail: 8@cardwells.co.nz

Hoosier

TIRE U.K.

P.O. Box 380
Horley Surrey, RH6 0WW
United Kingdom
Phone (0044) 1293 863579
(0044) 1282 864721
Fax (0044) 1293 863574
E-mail: andyhoosiertire@hotmail.com

In addition to Australia, Canada, New Zealand and the United Kingdom, Hoosier Racing Tire Corp. has locations in China/Hong Kong, Italy, Guatemala, Norway, Puerto Rico, Singapore/Malaysia, South Africa, Sweden and the United Arab Emirates. Contact information for these locations can be found on www.hoosiertire.com. To learn more about purchasing Hoosier tires in areas not listed, you can e-mail us at internationalsales@hoosiertire.com.

"TIRES DESIGNED FOR CHAMPIONS"®

TREAD PATTERNS

<p>A</p> <p>SLICK</p> 	<p>B</p> <p>ROAD RACING WET</p> 	<p>C</p> <p>D.O.T. RADIAL WET</p> 	<p>D</p> <p>SUPER CHAIN LINK</p> 
<p>E</p> <p>STAGGER BLOCK</p> 	<p>F</p> <p>LARGE CHECKERBOARD</p> 	<p>G</p> <p>MICRO FRONT</p> 	<p>H</p> <p>DIRT BOZZ STYLE</p> 
<p>I</p> <p>STREET TREAD</p> 	<p>J</p> <p>CHECKERBOARD</p> 	<p>K</p> <p>ANGLE BLOCK</p> 	<p>L</p> <p>TRI-TRAC</p> 
<p>M</p> <p>RACING D.O.T. RADIAL</p> 	<p>N</p> <p>LARGE STAGGER BLOCK</p> 	<p>O</p> <p>SMALL CROSSBLOCK</p> 	<p>P</p> <p>CROSSBLOCK</p> 
<p>Q</p> <p>QUICK TIME PRO</p> 	<p>R</p> <p>PRO STREET</p> 	<p>S</p> <p>DRAGSTER FRONT</p> 	<p>T</p> <p>MIDGET FRONT</p> 
<p>U</p> <p>LARGE CROSSBLOCK</p> 	<p>V</p> <p>VINTAGE</p> 	<p>W</p> <p>ATV</p> 	

Hoosier
RACING TIRE



Hoosier[®]

RACING TIRE

65465 U.S. 31 • LAKEVILLE, IN 46536 U.S.A.
 Phone (574) 784-3152 • Fax (574) 784-2385

Website: www.hoosiertire.com



The years sure have raced by for us. Our loyal race fans have always motivated us to design tires that take our sport to the highest level of excitement worldwide, while giving drivers the competitive edge. As racing gains the respect it deserves, we are moving forward with our tradition of hard work and commitment to quality. We hope our 2007 apparel line will help you show your true Hoosier racing spirit at the track and everywhere.



A need for speed inspired Bob to invent tires designed for champions!




Racing has always been a part of our lives.



Once again we thank you for all your support over the years and for being part of the Hoosier Racing Tire family.

Bob & Joyce Newton

Believe in your dream, and everyone's a winner!



“TIRES DESIGNED FOR CHAMPIONS”[®]